

COMBAT

GAME PROGRAM™ INSTRUCTIONS



A Warner Communications Company

ATARI, INC., Consumer Division
1195 Borregas Ave., Sunnyvale, CA 94086

© 1977 ATARI, INC.

<http://www.replacementdocs.com>

C011402-01

CONTROLLER ACTION



Use the Joystick Controllers with this Game Program.

Hold the Controller with the red button to your upper left towards the TV screen.

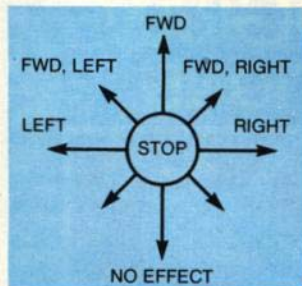


Fig. A — Tank Games

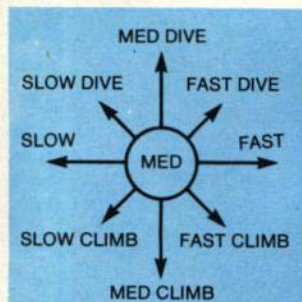


Fig. B — Bi-Plane Games

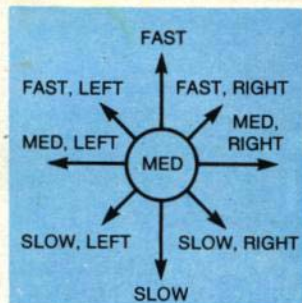


Fig. C — Jet-Fighter Games

For all Tank games, move your Joystick as shown in Fig. A. To move forward, push the Joystick forward. To turn right, push the Joystick to the right. To move left, push the Joystick to the left. The back positions have no effect on your Tank.

To control your Bi-Plane for those games, see Fig. B. Control the speed by moving your Joystick from the left (slowest) to right (fastest). To dive, move the Joystick forward, to climb, move it back.

In Jet-Fighter games, the speed of your Jet is controlled by moving your Joystick from the forward position (fastest) to the back position (slowest). Right and left turns are controlled by moving your Joystick from left to right.

As a rule of thumb, game action for Tank and Jet-Fighter games is viewed from the top. Bi-Plane game action is viewed from the side. All games end after 2 minutes, 16 seconds.

MISSILE ACTION

Fire your missile by pushing the red button on your Joystick Controller.

In those games where the Missile action is described as "Straight," the missile travels in a straight line (Fig. D). "Machine Gun" missiles are rapid fire "Straight Missiles."




Fig. D — Straight Missiles

In "Guided" missiles games, the missile can be turned to follow your opponent by moving the Joystick to right or left after firing (Fig. E).



Fig. E — Guided Missiles

For TANK-PONG games only, the missile will bounce off the walls and barriers as shown in Fig. F.




Fig. F — Billiard Hit

DIFFICULTY

The Player using "A" Difficulty in all games will have a shorter range missile than the player using the "B" Difficulty position on the Video Computer System console. Additionally, in the Bi-Plane and Jet-Fighter games, the player in Position "A" will fly slower than Position "B."

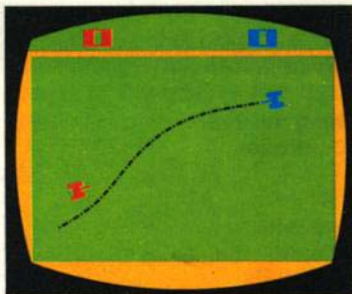


Fig. G — Tank Open Playfield




Fig. H — Tank Easy

TANK GAMES

The object of TANK is to hit your opponent as many times as you can before the game ends. You score one point for each hit.

Game No.

- | | |
|--------------------------|---------------------------|
| 1. Open Field (Fig. G) | Guided Missile (Fig. E) |
| 2. Easy Maze (Fig. H) | Guided Missile (Fig. E) |
| 3. Easy Maze (Fig. H) | Straight Missile (Fig. D) |
| 4. Complex Maze (Fig. I) | Guided Missile (Fig. E) |
| 5. Complex Maze (Fig. I) | Straight Missile (Fig. D) |

TANK-PONG GAMES

TANK-PONG is a unique series of games from Atari. The missile will bounce off the walls and barriers of the playfield. In the "Direct Hit" games, you score by hitting your opponent either head on, or by bouncing your missile. In "Billiard Hit," your missile must bounce at least once before hitting your opponent to score. If, after firing, your own missile hits your tank, it will not score against you.

Game No.

- | | |
|--------------------------|---------------------------------|
| 6. Easy Maze (Fig. H) | Direct Hit or Billiard (Fig. F) |
| 7. Complex Maze (Fig. I) | Direct Hit or Billiard (Fig. F) |
| 8. Open Field (Fig. G) | Billiard Hit (Fig. F) |
| 9. Easy Maze (Fig. H) | Billiard Hit (Fig. F) |



y Maze Playfield

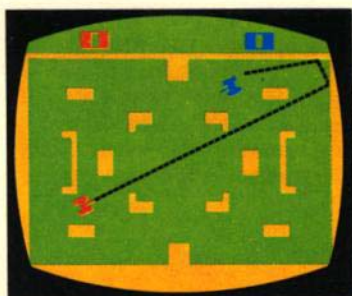


Fig. I — Tank Complex Maze Playfield

INVISIBLE TANK GAMES

You and your opponent are invisible to each other, except when a missile is fired or when a hit is made. In addition, the tanks become visible whenever they bump into a wall or barrier.

Game No.

10. Open Field (Fig. G)

Guided Missiles (Fig. E)

11. Easy Maze (Fig. H)

Guided Missiles (Fig. E)

INVISIBLE TANK-PONG GAMES

These games combine the invisible play feature with the missile action of TANK-PONG.

Game No.

12. Easy Maze (Fig. H)

Direct or Billiard (Fig. F)

13. Open Field (Fig. G)

Billiard Hit (Fig. F)

14. Easy Maze (Fig. H)

Billiard Hit (Fig. F)

The Bi-Plane and Jet-Fighter games play on the two playfields shown at the right. In Figure K, the cloud formations can be used to "Hide" from your opponent. However, a hit can be scored when hiding in a cloud.



Fig. J —

BI-PLANE GAMES

Become the "Scourge of the Skies!" Defeat the Red Baron once and for all . . .

Game No.

- | | | |
|-----|---------------------|----------------------------|
| 15. | Clouds (Fig. K) | Guided Missiles (Fig. E) |
| 16. | Clouds (Fig. K) | Straight Missiles (Fig. D) |
| 17. | Clouds (Fig. K) | Machine Guns (Fig. D) |
| 18. | Open Skies (Fig. J) | Machine Guns (Fig. D) |

Feel you need help? Play 2 against 2 or 1 Bomber against 3 Bi-Planes. Your Bi-Planes always fly in formation, and each Bi-Plane in your group will shoot simultaneously when you push the firing button.

Game No.

- | | | | |
|-----|---------|---------------|-------------------|
| 19. | 2 vs. 2 | Open (Fig. J) | Guided (Fig. E) |
| 20. | 1 vs. 3 | Open (Fig. J) | Straight (Fig. D) |

01 combat™

TANK

TANK-PONG

INVISIBLE TANK

INVISIBLE TANK-PONG

BI-PLANE

JET

Game No.

Straight Missile

Guided Missile

Machine Guns

Direct Hit

Billiard Hit

Open Field

Easy Maze

Complex Maze

Clouds

1

2

3

4

5

6

7

8

9

10

11

12

13

14

15

16

17

18

19

20

21

22

23

24

25

26

27

2 vs. 2

1 vs. 3

2 vs. 2

1 vs. 3

2 vs. 2